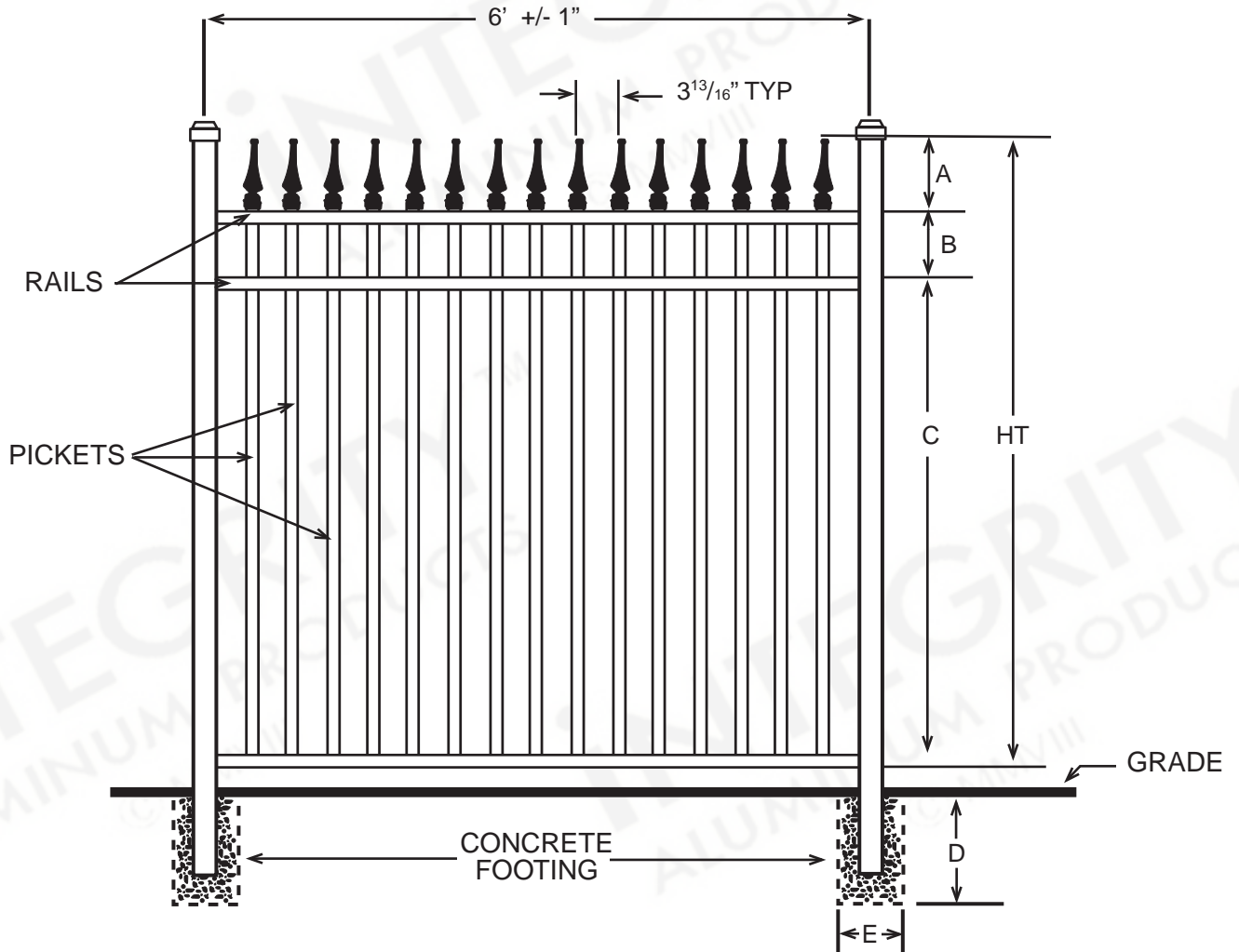


# INTEGRITY™

ALUMINUM PRODUCTS


800.762.8876



## MISSION POINT™ RESORT

DIMENSIONS					
HT	A	B	C	D	E
3'	4½"	6"	25½"	Per Local Code	
3½'	4½"	6"	31½"	Per Local Code	
4'	4½"	6"	37½"	Per Local Code	
5'	4½"	6"	49½"	Per Local Code	
All Dimensions Are Nominal					

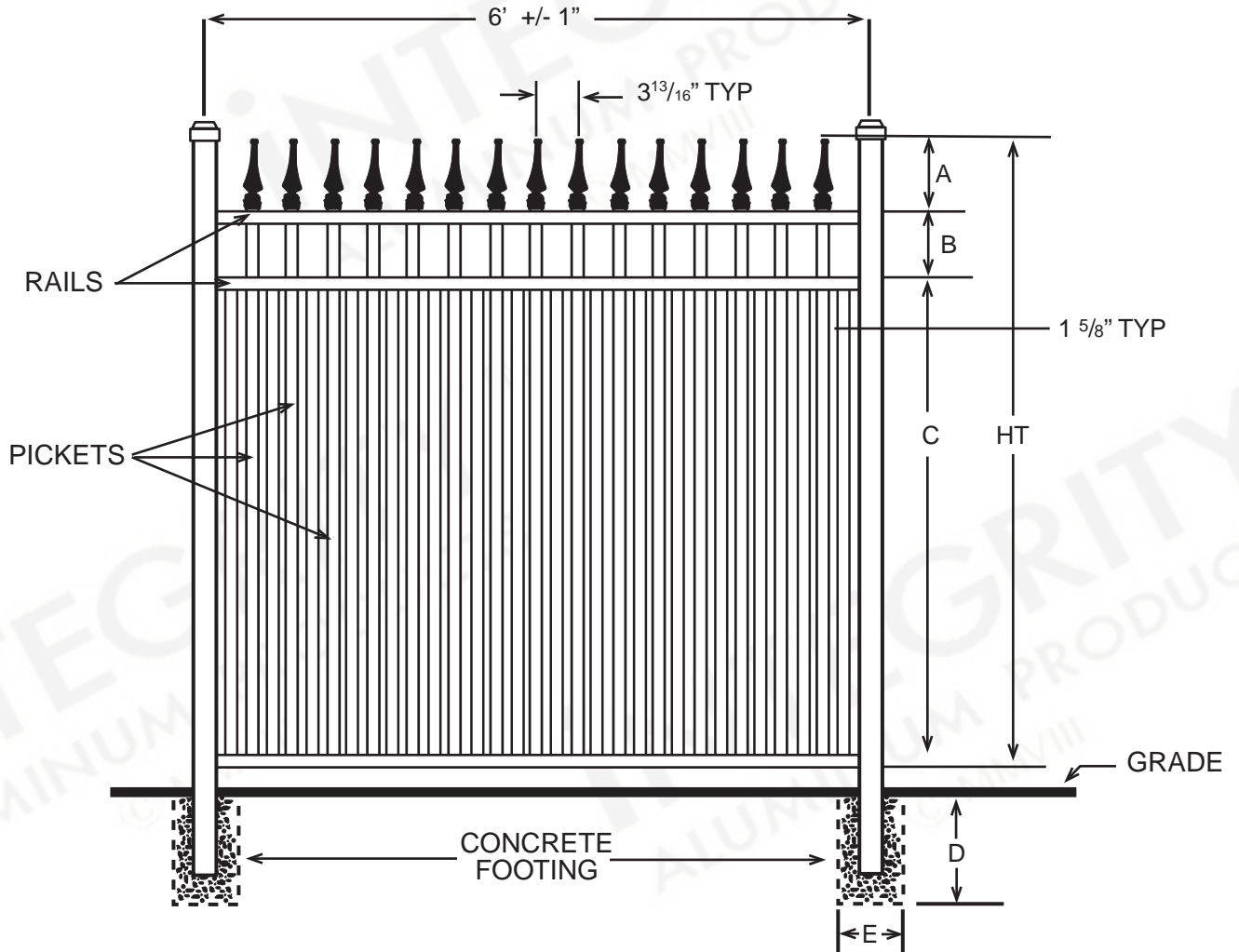
SPECIFICATIONS RESIDENTIAL	
Posts Available	2" x 2" x .060 Wall 2" x 2" x .080 Wall 2" x 2" x .125 Wall 2½" X 2½" X .100 Wall
Horizontal Rails Side Walls Top Walls	1⅛" x 1" .082" .062"
Pickets Picket Spacing	⅝" x ⅝" x .050 Wall 3 <sup>13</sup> / <sub>16</sub> "
Heights Available	3, 3½, 4 & 5 Ft.



# INTEGRITY™

ALUMINUM PRODUCTS


800.762.8876



## MISSION POINT™ RESORT EXTREME

DIMENSIONS					
HT	A	B	C	D	E
3'	4½"	6"	25½"	Per Local Code	
3½'	4½"	6"	31½"	Per Local Code	
4'	4½"	6"	37½"	Per Local Code	
5'	4½"	6"	49½"	Per Local Code	
All Dimensions Are Nominal					

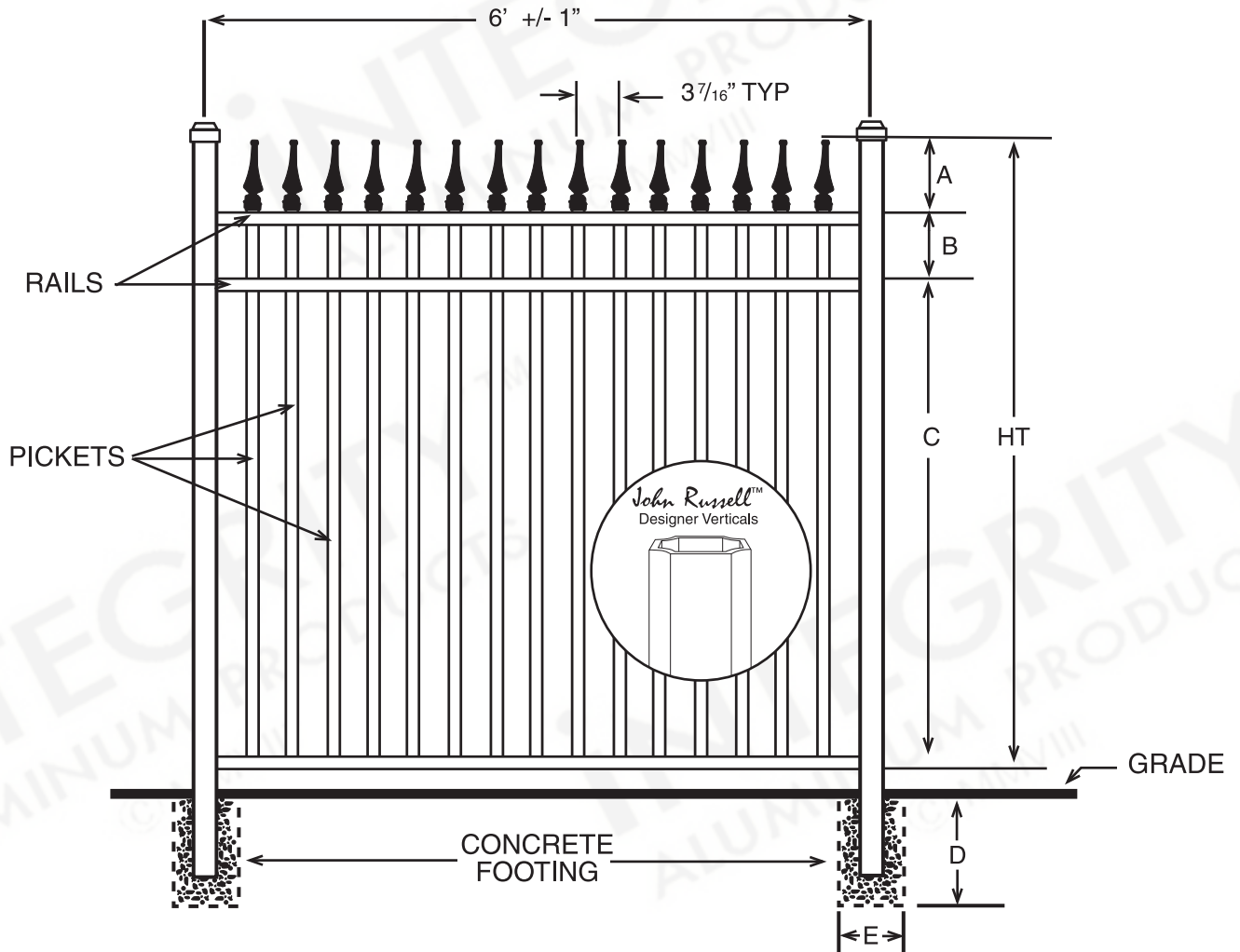
SPECIFICATIONS RESIDENTIAL	
Posts Available	2" x 2" x .060 Wall 2" x 2" x .080 Wall 2" x 2" x .125 Wall 2½" X 2½" X .100 Wall
Horizontal Rails Side Walls Top Walls	1⅛" x 1" .082" .062"
Pickets Picket Spacing	⅝" x ⅝" x .050 Wall 1⅝"
Heights Available	3, 3½, 4 & 5 Ft.



# INTEGRITY™

ALUMINUM PRODUCTS

800.762.8876



## MISSION POINT™

*John Russell™ Designer Verticals*

DIMENSIONS					
HT	A	B	C	D	E
3'	4½"	6"	25½"	Per Local Code	
3½'	4½"	6"	31½"	Per Local Code	
4'	4½"	6"	37½"	Per Local Code	
5'	4½"	6"	49½"	Per Local Code	
All Dimensions Are Nominal					

SPECIFICATIONS DESIGNER RESORT	
Posts Available	2" x 2" x .060 Wall 2" x 2" x .080 Wall 2" x 2" x .125 Wall 2½" X 2½" X .100 Wall
Horizontal Rails Side Walls Top Walls	1⅛" x 1" .082" .062"
Pickets Picket Spacing	1" x 5/8" x .062 Wall 3 7/16"
Heights Available	3, 3½, 4 & 5 Ft.